

white dolomite



WHITE
DOLOMITE

naturale
lappato



**WHITE
DOLOMITE**

LAPPATO

Scopro e riscopro nei classici
le ispirazioni più attuali e interessanti

*Die Klassik - entdecken und
wiederentdecken von interessanten
und aktuellen Inspirationen*

*The classic - discover and rediscover
interesting and current inspirations*

*Je découvre et redécouvre dans les
classiques les inspirations les plus
actuelles et intéressantes*



pav. 60x120 + riv. 60x120 + muretto mesh mounted 2,4x10 su rete 30x30



**WHITE
DOLOMITE**

LAPPATO

Ho sempre cercato in tutte le cose
eleganza, grazia e semplicità

*Die Suche nach simpler Eleganz
und Anmut in allen Dingen*

*The search for simple elegance
and grace in all things*

*J'ai toujours cherché elegance,
grâce et simplicité dans toutes les choses*



pav. mosaico basketwave mesh mounted su rete 30x30 + riv. 10x30 + bordura muretto mesh mounted su rete 7,3x30 + london 5x30



WHITE
DOLOMITE
 + marquinia black
 — NATURALE —

Il mio spazio, il mio angolo, dove
 tutto rallenta e ritrovo il mio mondo

*Mein Raum, mein Bereich, dort wo alles
 verlangsamt, und ich in meine Welt entfliehe.*

*My space, my area, where everything slows
 down, and I escape into my world.*


*Mon espace, mon coin, où tout va ralentir
 et je retrouve mon monde.*




pav. 30x30 marquinia black + riv. 30x60 white dolomite + bordura muretto mesh mounted su rete 7,3x30 + london white dolomite 5x30 + london marquinia black 5x30



601245
WHITE DOLOMITE NAT. rett
60x120 / 24"x48" COD. 94 □




606174
WHITE DOLOMITE NAT. rett
60x60 / 24"x24" COD. 79 □




301240
WHITE DOLOMITE NAT. rett
30x120 / 12"x48" COD. 99 □




490567
WHITE DOLOMITE NAT. rett
30x60 / 12"x24" COD. 76 □



041030
WHITE DOLOMITE NAT. rett
30x30 / 12"x12" COD. 78 □




230260
WHITE DOLOMITE NAT. rett
15x15 / 6"x6" COD. 78 □



103088
WHITE DOLOMITE NAT. rett
10x30 / 4"x12" COD. 95 □



550109
WHITE DOLOMITE NAT. rett
15x60 / 6"x24" COD. 95 □



041032
WHITE DOLOMITE NAT. rett
7,5x15 / 3"x6" COD. 95 □

naturale






601246
WHITE DOLOMITE LAP. rett
60x120 / 24"x48" COD. 103 □



606175
WHITE DOLOMITE LAP. rett
60x60 / 24"x24" COD. 93 □



301241
WHITE DOLOMITE LAP. rett
30x120 / 12"x48" COD. 106 □



490568
WHITE DOLOMITE LAP. rett
30x60 / 12"x24" COD. 85 □



041031
WHITE DOLOMITE LAP. rett
30x30 / 12"x12" COD. 90 □




230261
WHITE DOLOMITE LAP. rett
15x15 / 6"x6" COD. 90 □



103089
WHITE DOLOMITE LAP. rett
10x30 / 4"x12" COD. 111 □




550110
WHITE DOLOMITE LAP. rett
15x60 / 6"x24" COD. 111 □




041033
WHITE DOLOMITE LAP. rett
7,5x15 / 3"x6" COD. 111 □


lappato




041034
WHITE DOLOMITE NAT.
5x5 MOSAICO MESH MOUNTED
su rete 30x30 / 12"x12" COD. 24 ○



041036
WHITE DOLOMITE NAT.
MURETTO MESH MOUNTED 2,4x10
su rete 30x30 / 12"x12" COD. 46 ○




041038
WHITE DOLOMITE NAT.
MOSAICO ESAGONO MESH MOUNTED
su rete 30x30 / 12"x12" COD. 136 ○



041040
WHITE DOLOMITE NAT.
MOSAICO BASKETWAVE MESH MOUNTED
su rete 30x30 / 12"x12" COD. 47 ○



041058
WHITE DOLOMITE NAT.
MOSAICO ESAGONO BLEND
MESH MOUNTED
su rete 21,5x18,6 / 8,6"x7,4" COD. 25 ○




380246
WHITE DOLOMITE NAT.
BORDURA MURETTO
MESH MOUNTED
su rete 7,3x30 / 3"x12" COD. 28 ○




380244
WHITE DOLOMITE NAT.
LONDON
5x30 / 2"x12" COD. 33 ○


naturale




041035
WHITE DOLOMITE LAP.
5x5 MOSAICO MESH MOUNTED
su rete 30x30 / 12"x12" COD. 31 ○



041037
WHITE DOLOMITE LAP.
MURETTO MESH MOUNTED 2,4x10
su rete 30x30 / 12"x12" COD. 58 ○



041039
WHITE DOLOMITE LAP.
MOSAICO ESAGONO MESH MOUNTED
su rete 30x30 / 12"x12" COD. 49 ○



041041
WHITE DOLOMITE LAP.
MOSAICO BASKETWAVE MESH MOUNTED
su rete 30x30 / 12"x12" COD. 60 ○



041059
WHITE DOLOMITE LAP.
MOSAICO ESAGONO BLEND
MESH MOUNTED
su rete 21,5x18,6 / 8,6"x7,4" COD. 34 ○




380247
WHITE DOLOMITE LAP.
BORDURA MURETTO
MESH MOUNTED
su rete 7,3x30 / 3"x12" COD. 28 ○



380245
WHITE DOLOMITE LUCIDO.
LONDON
5x30 / 2"x12" COD. 33 ○

lappato

marquinia black



606179
MARQUINIA BLACK NAT. rett
60x60 / 24"x24" COD. 93 □




490572
MARQUINIA BLACK NAT. rett
30x60 / 12"x24" COD. 85 □



041054
MARQUINIA BLACK NAT. rett
30x30 / 12"x12" COD. 91 □



103092
MARQUINIA BLACK NAT. rett
10x30 / 4"x12" COD. 111 □



041056
MARQUINIA BLACK NAT.
5x5 MOSAICO MESH MOUNTED
su rete 30x30 / 12"x12" COD. 25 ○




041064
MARQUINIA BLACK NAT.
MOSAICO ESAGONO MESH MOUNTED
su rete 30x30 / 12"x12" COD. 47 ○



380252
MARQUINIA BLACK NATURALE
LONDON
5x30 / 2"x12" COD. 127 ○

naturale




marquinia black



606178
MARQUINIA BLACK LAP. rett
60x60 / 24"x24" COD. 106 □



490573
MARQUINIA BLACK LAP. rett
30x60 / 12"x24" COD. 100 □



041055
MARQUINIA BLACK LAP. rett
30x30 / 12"x12" COD. 104 □



103093
MARQUINIA BLACK LAP. rett
10x30 / 4"x12" COD. 139 □



041057
MARQUINIA BLACK LAP.
5x5 MOSAICO MESH MOUNTED
su rete 30x30 / 12"x12" COD. 34 ○



041065
MARQUINIA BLACK LAP.
MOSAICO ESAGONO MESH MOUNTED
su rete 30x30 / 12"x12" COD. 63 ○



380253
MARQUINIA BLACK LUCIDO.
LONDON
5x30 / 2"x12" COD. 127 ○

lappato

white dolomite

PEZZI SPECIALI • SPECIAL TRIMS • PIÈCES SPÉCIALES • FORMSTÜCKE

BATTISCOPA



290668
WHITE DOLOMITE BATTISCOPA NATURALE 7x30
COD. 22 △



290669
WHITE DOLOMITE BATTISCOPA LAPPATO 7x30
COD. 22 △

marquinia black









PEZZI SPECIALI • SPECIAL TRIMS • PIÈCES SPÉCIALES • FORMSTÜCKE

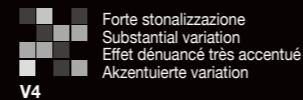
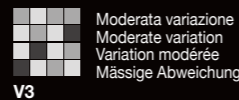
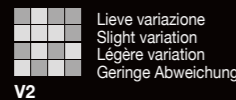
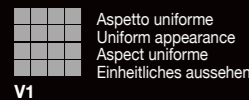


290673
MARQUINIA BLACK BATTISCOPA NATURALE 7x30
COD. 31 △



290674
MARQUINIA BLACK BATTISCOPA LAPPATO 7x30
COD. 31 △

CARATTERISTICHE DI QUALITÀ Quality characteristics Caractéristiques de qualité Qualitätseigenschaften	NORMA Norm Norme Norme	REQUISITO NORMA Required standards Valeur prescrite selon la norme Normvorgabe	RISULTATO Result Résultat Ergebniss
 Assorbimento d'acqua Water absorption of the body Absorption d'eau de support Wasseraufnahme des Schrens	ISO 10545-3	≤ 0,5%	Conforme Conformity Conforme Gemäss
 Resistenza a flessione Breaking strenght Résistance à la flexion Biegefestigkeit	ISO 10545-4	≥ 35 N/mm ²	Conforme Conformity Conforme Gemäss
 Resistenza all'abrasione Abrasion resistance Resistance à l'abrasion Abrasionsbeständigkeit	ISO 10545-7	WHITE DOLOMITE Ret.	PEI IV
	ISO 10545-6	MARQUINIA BLACK Ret. <175 mm ²	Conforme
 Resistenza al gelo Frost resistance Résistance au gel Frostbeständigkeit	ISO 10545-12	Nessun campione deve presentare rotture o alterazioni apprezzabili alla superficie No samples must show ruptures or noticeable surface alteration Aucuns enchantions doit présenter ruptures ou altérations appréciables de la surface Keinen von den Muster soll Brüche oder sehenswerte Änderungen der Oberfläche zelgen	Conforme Conformity Conforme Gemäss
 Resistenza all'attacco chimico Chemical resistance Résistance à l'attaque chimique Beständigkeit gegen Chemikalien	ISO 10545-13	Nessun campione deve presentare alterazioni visibili all'attacco chimico No samples must show visible signs of chemical attack Aucuns enchantions doit présenter des altérations visibles à l'attaque chimique Keinen von den Muster soll sehenswerte Änderungen an chemische Angriffe zeigen	Conforme Conformity Conforme Gemäss
 Resistenza agli sbalzi termici Thermal shock resistance Resistance aux ecart de température Temperaturwechselbeständigkeit	ISO 10545-5		Conforme Conformity Conforme Gemäss
 Resistenza scivolosità Sliding resistance Resistance au glissement Rutschfestigkeit	DIN 51130 R	WHITE DOLOMITE Ret.	R9
		MARQUINIA BLACK Ret.	R9
 Lieve variazione Slight variation Légère variation Geringe Abweichung		WHITE DOLOMITE Ret.	V2
		MARQUINIA BLACK Ret.	V2



PER UNA POSA OTTIMALE DEL PRODOTTO CONSIGLIAMO SEMPRE DI MESCOLARE ALMENO TRE SCATOLE DI MATERIALE.

For the best product laying results, material from at least three boxes should be mixed.

Für eine optimale Verlegung des Erzeugnisses empfehlen wir stets, mindestens drei Packungen Material anzumischen.

Pour une pose excellente, nous recommandons toujours de mélanger le contenu d'au moins trois boîtes.

MADE IN ITALY



mktg_Gazzini project_www.digitalpuntoservice.it photo_www.puntoimmaginesrl.it print_Arti Grafiche Castello



CERAMICA GAZZINI E L'AMBIENTE

In accordo con la norma ISO 1402 "Environmental labels and declarations" si dichiara che:

L'azienda è impegnata nella continua innovazione tecnologica dei propri processi per realizzare prodotti sempre più rispondenti alle richieste del mercato e nell'ottica di:

- riduzione del consumo energetico dei processi di produzione;
- riduzione delle emissioni nell'aria e nell'acqua;
- miglioramento dell'informazione al consumatore e della gestione dei rifiuti.

Per limitare il proprio impatto ambientale CERAMICA GAZZINI S.p.A. opera come di seguito descritto:

- gli scarti di lavorazione sono completamente gestiti e riutilizzati;
- tutti gli stabilimenti produttivi sono dotati di impianto di depurazione delle acque a circuito chiuso con recupero totale degli scarichi idrici provenienti dal ciclo produttivo e nessuno scarico in ambiente;
- le emissioni gassose sono autorizzate dall'autorità competente, dotate di impianti per l'abbattimento degli inquinanti e sottoposte a controllo periodico per verifica del rispetto della legislazione vigente;
- i rifiuti industriali sono smaltiti in conformità alle direttive comunitarie;
- gli imballaggi sono destinati al recupero e riutilizzati;
- l'impatto acustico nell'ambiente è attenuato con l'utilizzo di tecnologie idonee.

Le piastrelle ceramiche prodotte sono:

- un prodotto con una lunga durata di vita
- riciclabili al termine dell'utilizzo

CERAMICA GAZZINI AND THE ENVIRONMENT

In line with the ISO 14021 standard "Environmental labels and declarations" we declare that:

The company is committed to the continued technological innovation of its processes to create products that increasingly meet the demands of the market and focus on:

- reduced energy consumption in production processes;
- reduced emissions into the air and water;
- improving consumer awareness and waste management.

To curb its environmental impact, CERAMICA GAZZINI S.p.A. has taken the following steps:

- manufacturing rejects are fully managed and reused;
- all the production units are equipped with a closed-circuit water purification plant with total recovery of liquid discharges coming from the production cycle and no discharges into the environment;
- emissions of gases are authorised by the competent authority, pollutant abatement systems are fitted and undergo periodic checks to verify they comply with the current laws;
- industrial waste is disposed of in compliance with the community directives;
- packaging is sent off to be recycled and reused;
- the acoustic impact on the environment is toned down via the use of suitable technologies.

The ceramic tiles produced are:

- a long-lasting product
- recyclable at the end of their use

white dolomite RETT. LAPPATO

La finitura lappata e' consigliata per uso rivestimento o per pavimenti da bagno in ambito residenziale.

Nello specifico il tipo di pavimentazione deve essere non soggetta ad eccessive sollecitazioni e mai a diretto contatto con aree esterne.

Come si verifica comunemente nelle pietre naturali l'eventuale presenza di puntini sulla superficie o di qualche disuniformita' della lucentezza sono da considerare caratteristiche del prodotto derivanti dalla lavorazione a cui viene sottoposto.

The polished finish is recommended for wall coverings or for the floors of residential bathrooms.

Specifically, floor coverings in this material must not be subjected to excessively heavy traffic and must never be in direct contact with outdoor areas.

As is often the case with natural stones, any spots on the surface or any unevenness in shine are typical characteristics of the product, deriving from the process used.

La finition polie est recommandée pour le revêtement sol et mur des salles de bains résidentielles.

Notamment, le revêtement de sol ne doit pas être exposé à des contraintes excessives, et il ne doit jamais être en contact direct avec des zones extérieures.

Comme cela est souvent le cas pour les pierres naturelles, les micro trous éventuellement présents à la surface du produit ou l'hétérogénéité de son éclat forment des caractéristiques propres au façonnage.

Die poliert Oberfläche wird für Wandverkleidungen und Bodenbeläge in Privatbädern empfohlen.

Der Bodenbelag darf keinen starken Beanspruchungen ausgesetzt sein und keinen direkten Kontakt zu Außenbereichen haben. Wie bei Natursteinen üblich, kann die Oberfläche Körnungen oder einen unregelmäßigen Glanz aufweisen. Diese Merkmale sind typische, beabsichtigte Produkteigenschaften, die durch das Bearbeitungsverfahren hervorgerufen werden.

GAZZINI
CERAMICA & DESIGN

Ceramica Gazzini SpA - via Milano, 2 - 42048 Rubiera (Reggio Emilia) Italy
Tel. 0522 628112 - 627518 - 628639 - Fax 0522 628437
info@ceramicagazzini.it - www.ceramicagazzini.it

C.F. E P.I. 00140380353 - REG. IMP. REGGIO EMILIA N° 00140380353
CAPITALE SOCIALE I.V. € 546.000,00